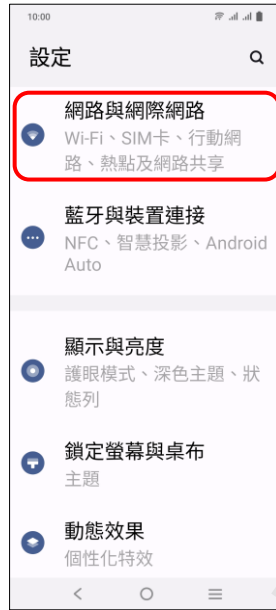


# vivo\_Y27 Wi-Fi 通話(Wi-Fi Calling)

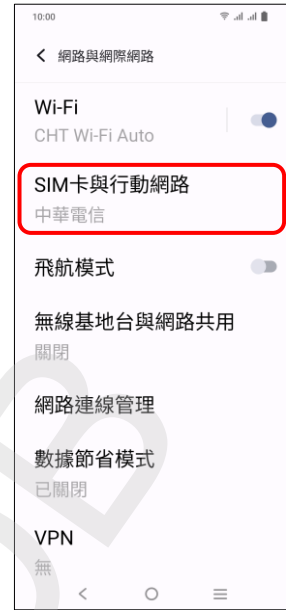
使用時須連線 Wi-Fi 網路



1.設定



2.網路與網際網路



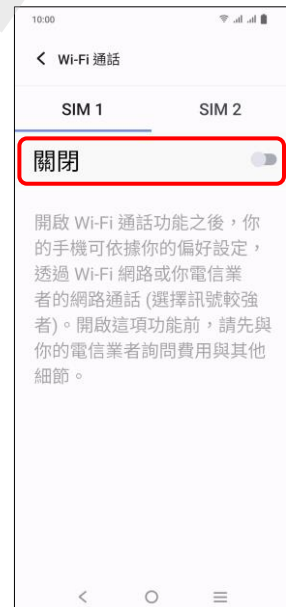
3.SIM 卡與行動網路



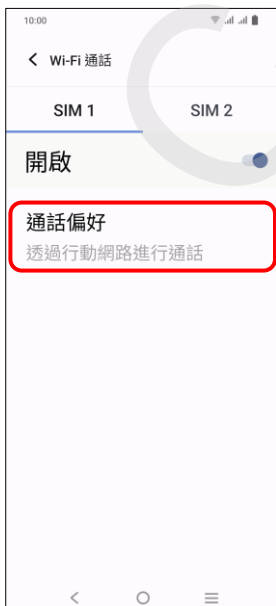
4.選擇 SIM1/SIM2



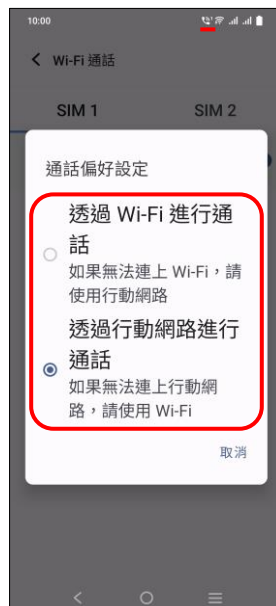
5.Wi-Fi 通話→開啟



6.關閉→開啟



7.通話偏好



8.自行選擇