


小米_Redmi A1+ Wi-Fi 通話 (Wi-Fi Calling)

使用時須連線 Wi-Fi 網路



1.設定



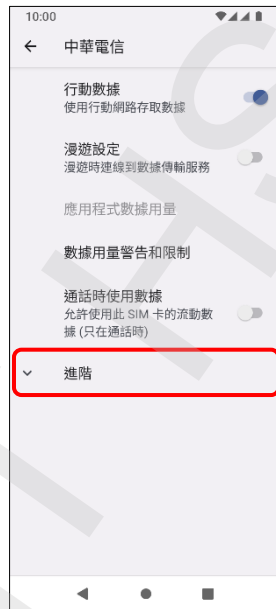
2.網路和網際網路



3.行動網路



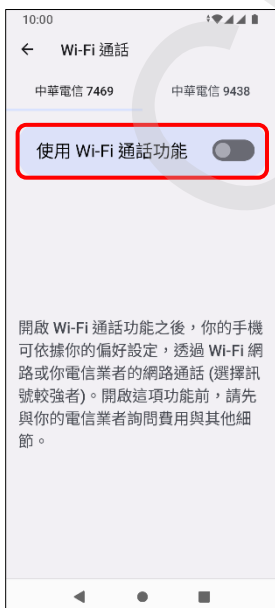
4.選擇 SIM1/SIM2



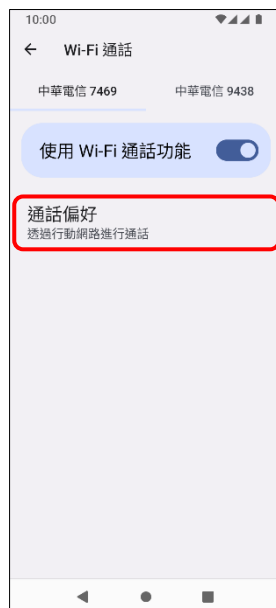
5.進階



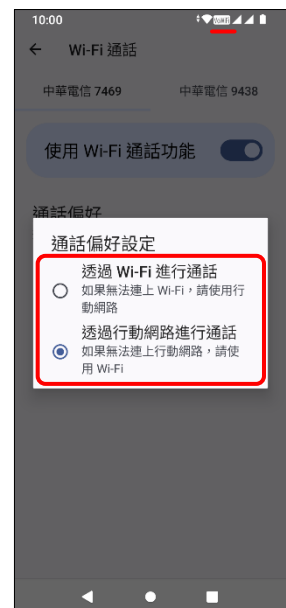
6.Wi-Fi 通話



7.使用 Wi-Fi 通話功能
→開啟



8.通話偏好



9.自行選擇