



# Sony\_Xperia 5 IV Wi-Fi 通話 (Wi-Fi Calling)

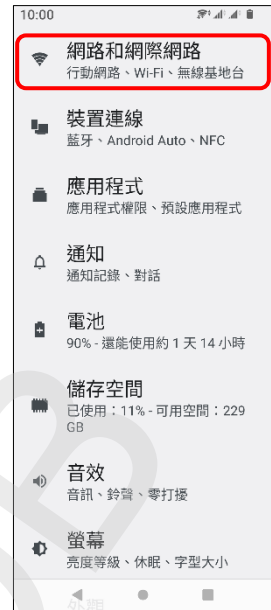
使用時須連線 Wi-Fi 網路



1. 往上滑進入應用程式



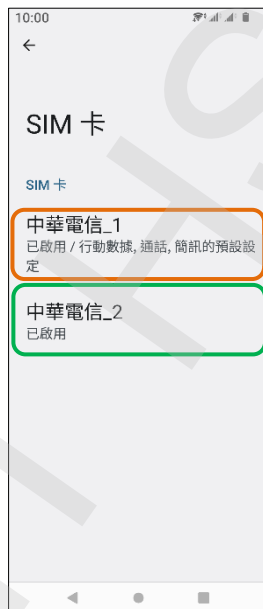
2. 設定



3. 網路和網際網路



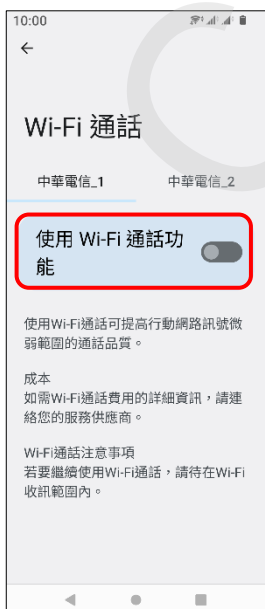
4. SIM 卡



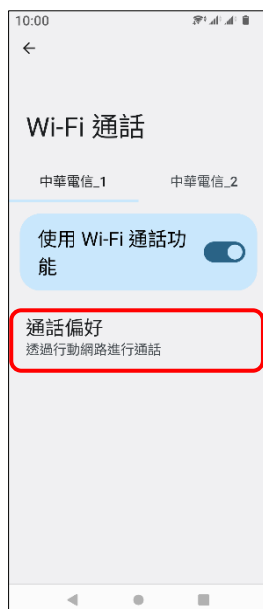
5. 選擇 SIM1/SIM2



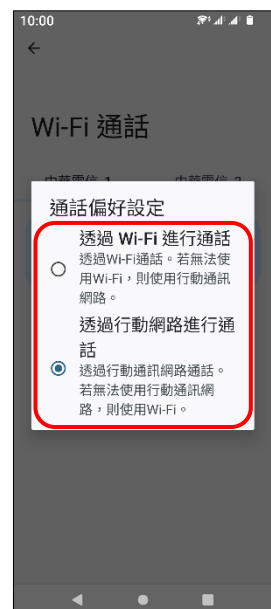
6. Wi-Fi 通話



7. 使用 Wi-Fi 通話功能  
→ 開啟



8. 通話偏好



9. 自行選擇