

## 【VoLTE】 VoLTE



1.設定



2.行動服務



3.行動數據選項



4.語音與數據



5.VoLTE→開啟



6.完成

## 搭配 eSIM 使用雙 SIM 卡開啟 VoLTE



1.設定



2.行動服務

3.選擇 SIM  
(例：主要-eSIM)



4.語音與數據

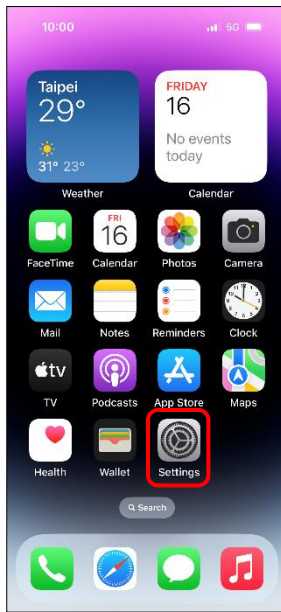


5.VoLTE→開啟

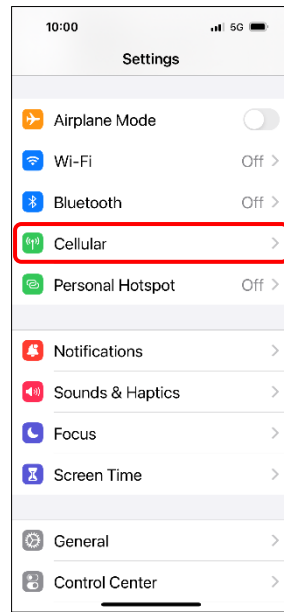


6.完成

## Turn on/off VoLTE



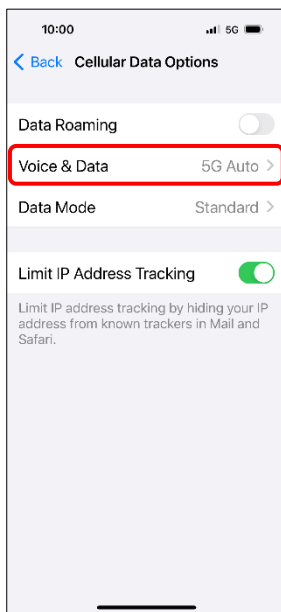
1.Settings



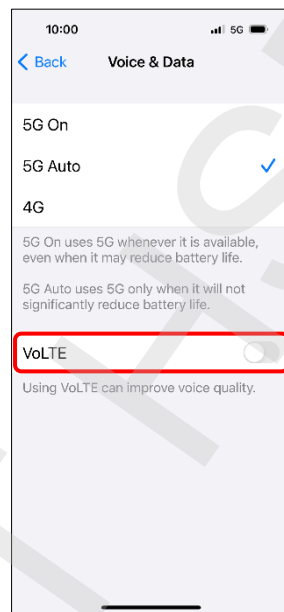
2.Cellular



3.Cellular Data Options



4.Voice &amp; Data



5.Turn on VoLTE



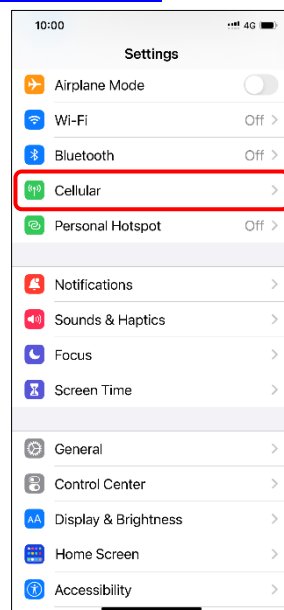
6.Finished

3/4

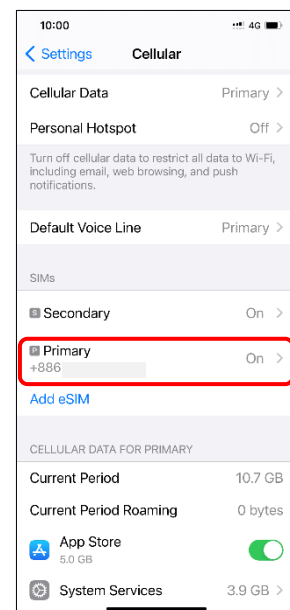
## Use dual SIM with an eSIM to turn on/off VoLTE

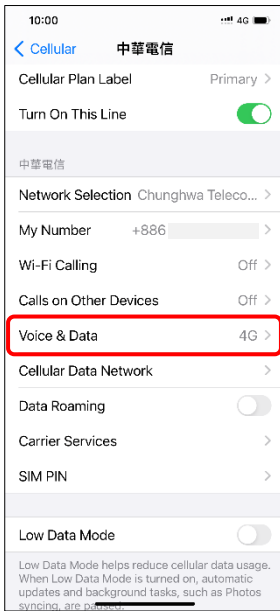


1.Settings

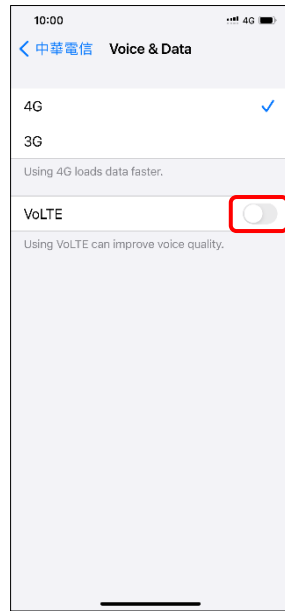


2.Cellular

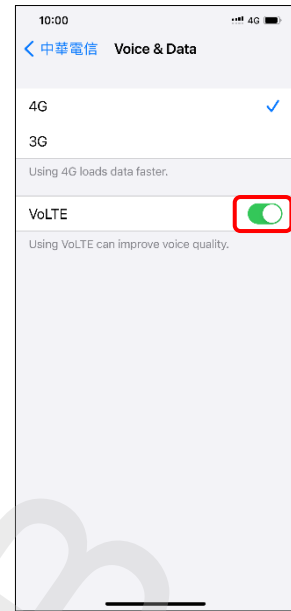
3.Select SIMs  
(e.g., Primary-eSIM)



4.Voice & Data



5.Turn on VoLTE



6.Finished

CHIT HSD