

【VoLTE】 VoLTE



1.設定



2.行動服務



3.行動數據選項



4.語音與數據



5.VoLTE→開啟



6.完成

搭配 eSIM 使用雙 SIM 卡開啟 VoLTE



1. 設定



2. 行動服務

3. 選擇行動方案
(例：主要-eSIM)

4. 語音與數據

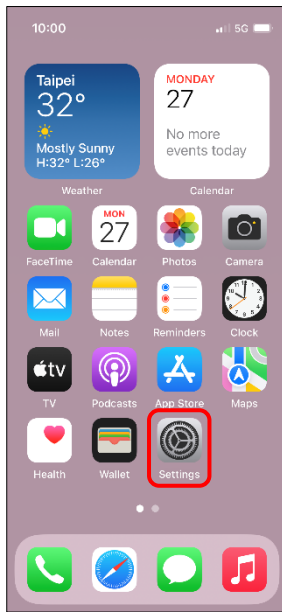


5. VoLTE→開啟

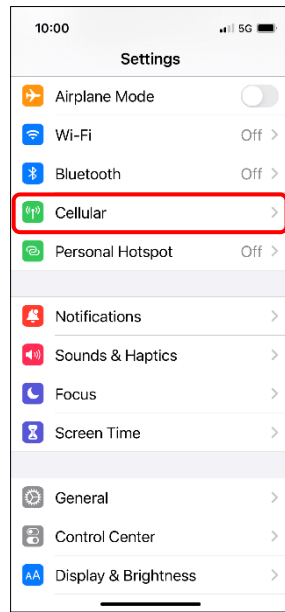


6. 完成

Turn on/off VoLTE



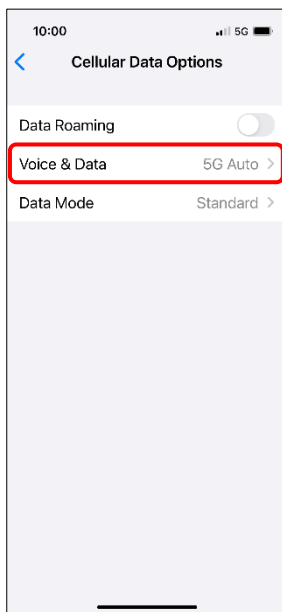
1.Settings



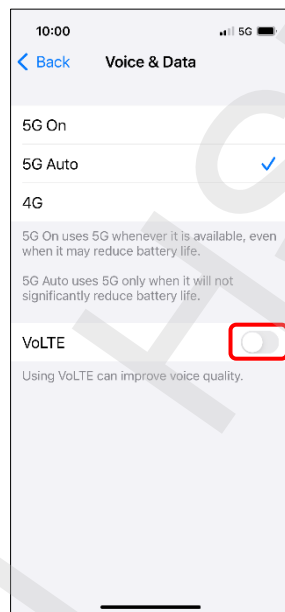
2.Cellular



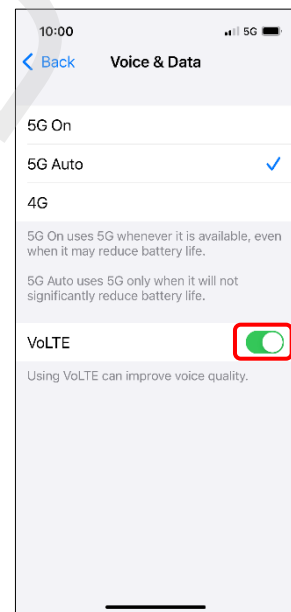
3.Cellular Data Options



4.Voice & Data



5.Turn on VoLTE



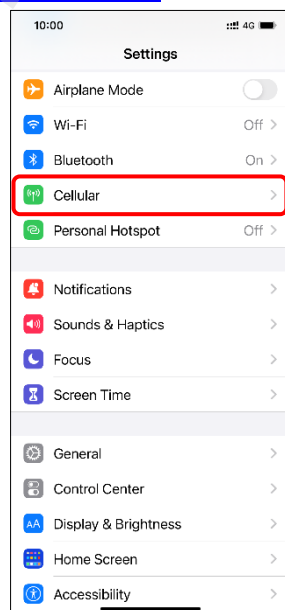
6.Finished

3/4

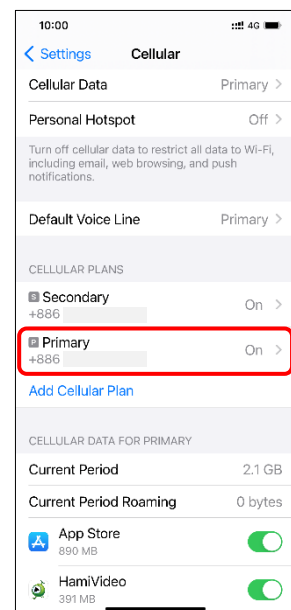
Use dual SIM with an eSIM to turn on/off VoLTE

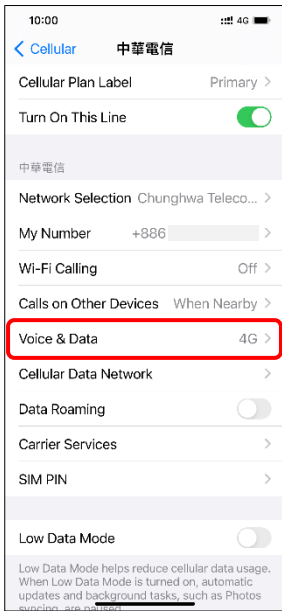


1.Settings

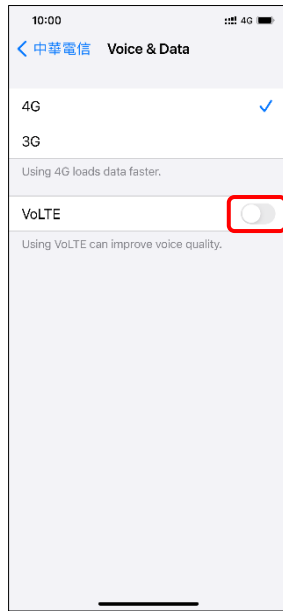


2.Cellular

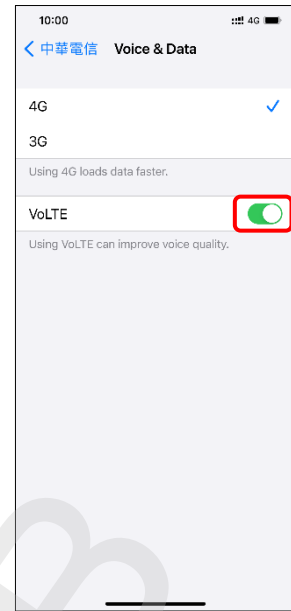
3.Select Cellular Plans
(e.g., Primary-eSIM)



4.Voice & Data



5.Turn on VoLTE



6.Finished

CHHT HSDDB